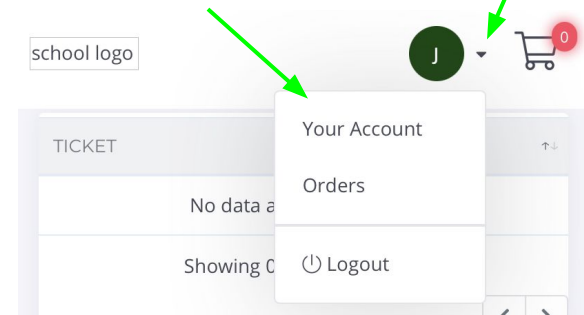


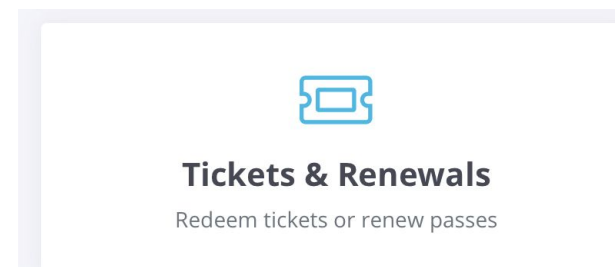
Be ready at the gate with your digital CGHS All-Sports Pass

1. Login to your account at <https://secure.payk12.com/pages/login.html>

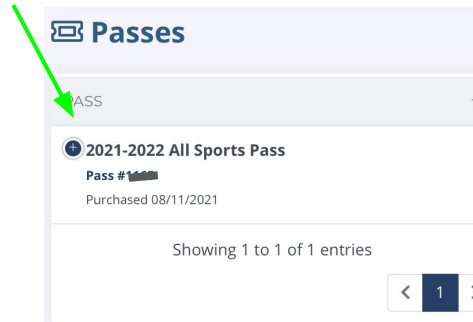
2. At the top right corner of the screen, tap the arrow next to your initial, then in the drop-down menu, select "Your Account"



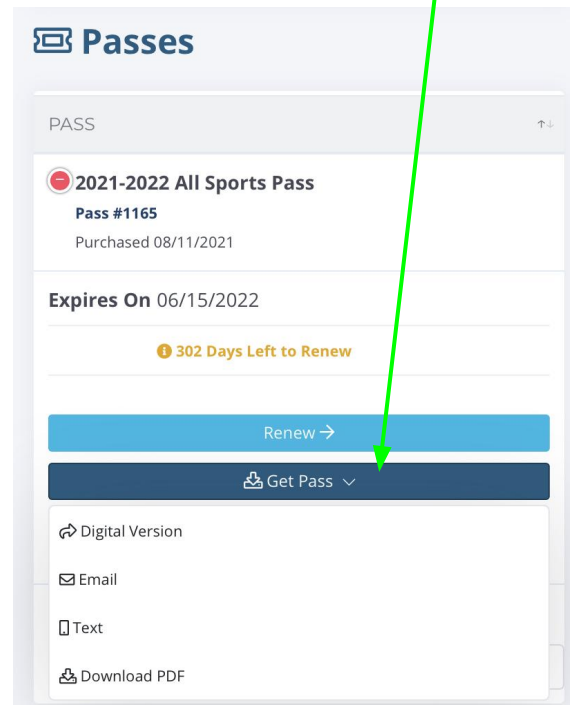
3. Scroll down and select "Tickets and Renewals"



4. Find the "Passes" section at the bottom of the screen. Click the + next to **2021-2022 All Sports Pass**.




5. Select "Get Pass"



6. Select the option that best fits your needs:

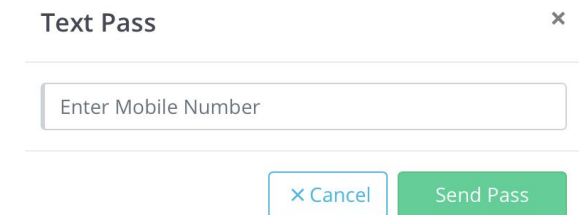
DIGITAL VERSION

This is the screen to show at the gate



EMAIL or TEXT

This is the screen to transfer the ticket to someone else (for example, a parent who purchased may transfer to child)



DOWNLOAD PDF

This is to print a copy
(paper copies not accepted at the gate)