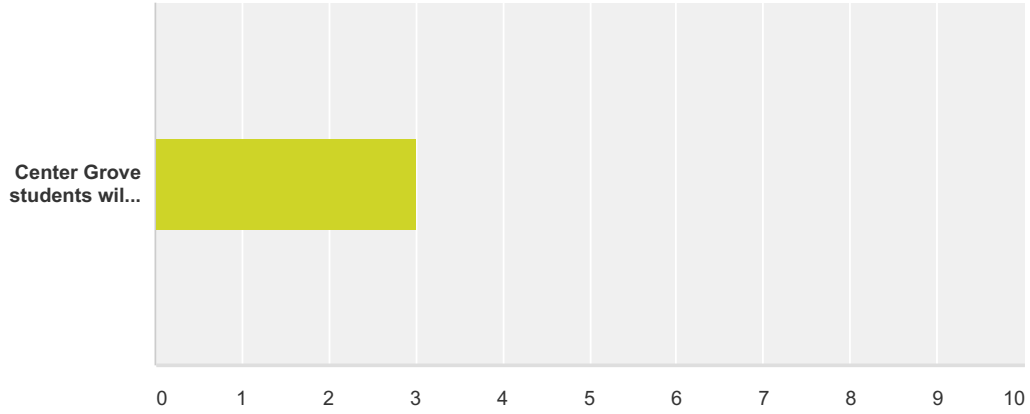


Q1 GOAL #1 - Character Education - Please rate the following goal per the rating scale provided

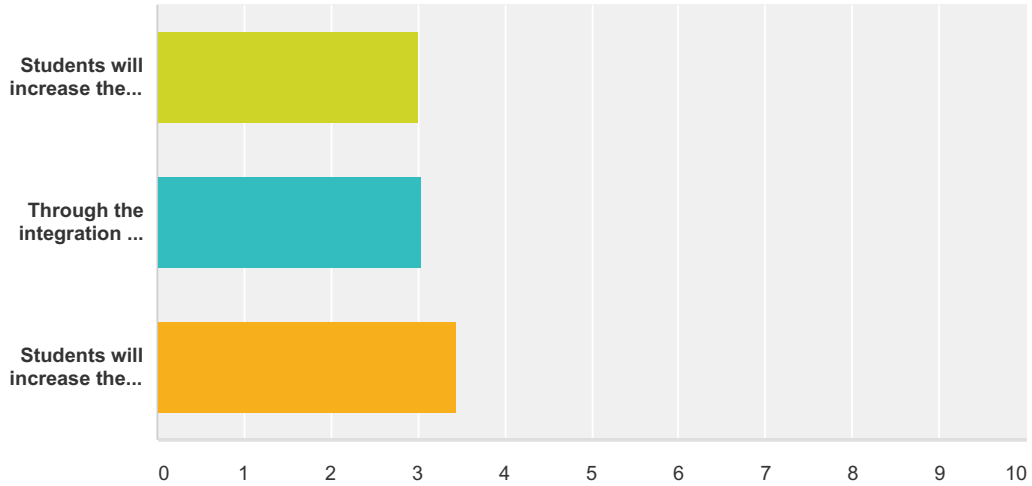
Answered: 22 Skipped: 0



	Does Not Improve Student Learning	Mildly Improves Student Learning	Moderately Improves Student Learning	Significantly Improves Student Learning	Total	Weighted Average
Center Grove students will display exemplary character by increasing their personal and social growth.	0.00% 0	27.27% 6	45.45% 10	27.27% 6	22	3.00

Q2 GOAL #2 - STEM Integration - Please rate the following goals per the rating scale provided.

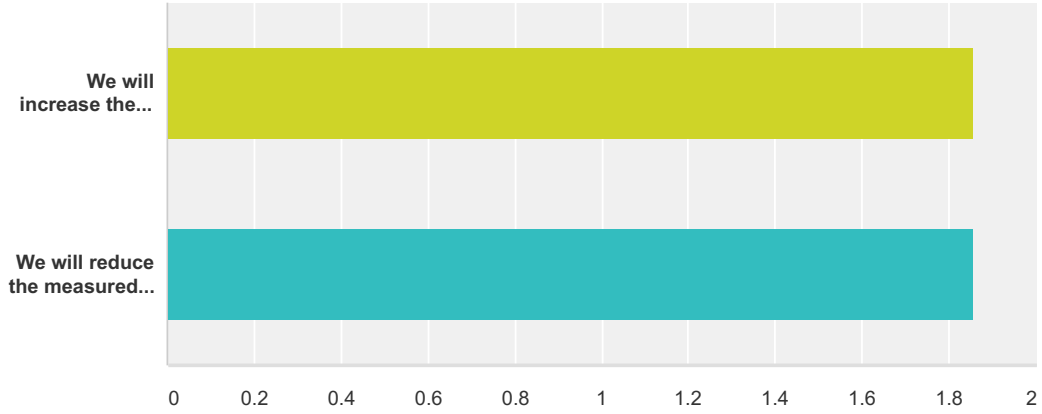
Answered: 22 Skipped: 0



	Does Not Improve Student Learning	Mildly Improves Student Learning	Moderately Improves Student Learning	Significantly Improves Student Learning	Total	Weighted Average
Students will increase their ability to perform in Science, Technology, Engineering and Math.	0.00% 0	25.00% 5	50.00% 10	25.00% 5	20	3.00
Through the integration of Science, Technology, Engineering and Math, all students will increase their ability to problem solve.	5.00% 1	30.00% 6	20.00% 4	45.00% 9	20	3.05
Students will increase their performance in Science, Technology, Engineering and Math.	0.00% 0	13.64% 3	27.27% 6	59.09% 13	22	3.45

Q3 GOAL #3 - Funding Communication -
Please rate the following goals per the
rating scale provided.

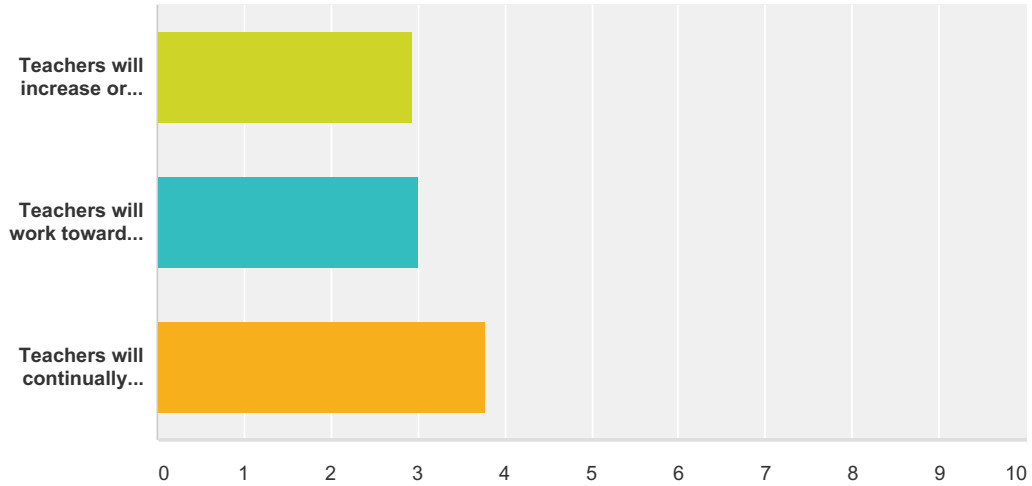
Answered: 22 Skipped: 0



	Does not improve student learning.	Mildly improves student learning.	Moderately improves student learning.	Significantly improves student learning.	Total	Weighted Average
We will increase the community's understanding of the value they receive in their investment in Center Grove Schools	42.86% 9	33.33% 7	19.05% 4	4.76% 1	21	1.86
We will reduce the measured gap of the residents of White River Township's understanding of the perceived valued they receive in their investment in Center Grove Schools	42.86% 9	33.33% 7	19.05% 4	4.76% 1	21	1.86

Q4 GOAL #4 - Teacher Capacity Building -
Please rate the following goals per the
rating scale provided.

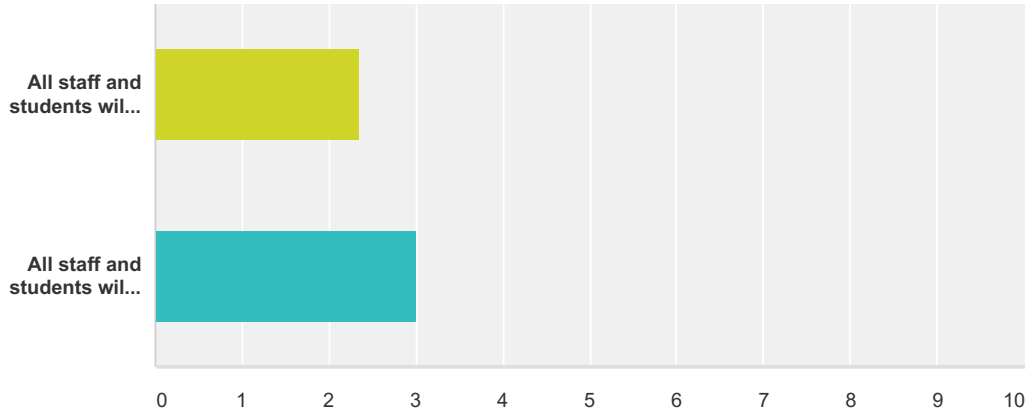
Answered: 22 Skipped: 0



	Does not improve student learning	Mildly improves student learning	Moderately improves student learning	Significantly improves student learning	Total	Weighted Average
Teachers will increase or maintain their instructional capacity.	5.00% 1	30.00% 6	30.00% 6	35.00% 7	20	2.95
Teachers will work toward continuous improvement of their instructional capacity.	10.00% 2	25.00% 5	20.00% 4	45.00% 9	20	3.00
Teachers will continually increase their instructional ability.	0.00% 0	4.55% 1	13.64% 3	81.82% 18	22	3.77

Q5 GOAL #5 - Cultural, Social, Emotional and Economic Differences - Please rate the following goals per the rating scale provided

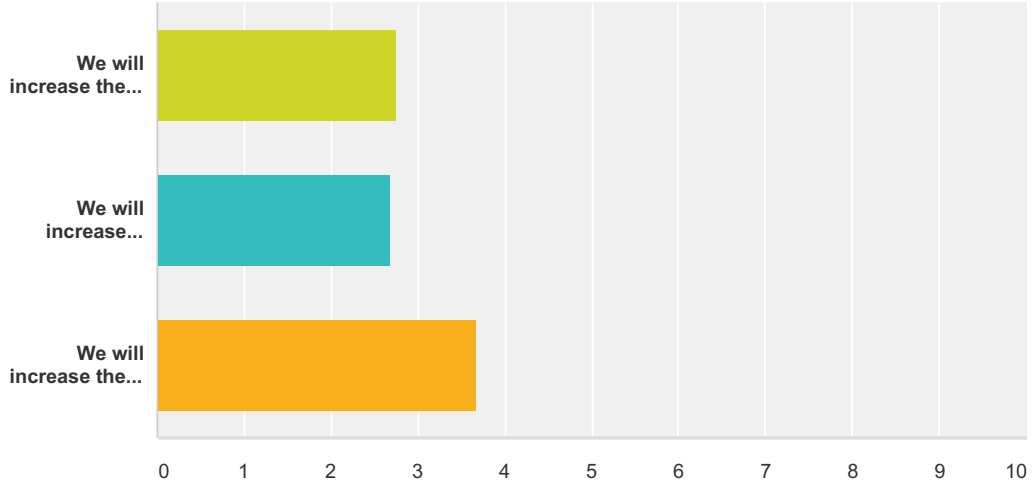
Answered: 22 Skipped: 0



	Does not improve student learning	Mildly improves student learning	Moderately improves student learning	Significantly improves student learning	Total	Weighted Average
All staff and students will increase their capacity to understand and appreciate cultural, social, emotional and economic differences.	10.00% 2	55.00% 11	25.00% 5	10.00% 2	20	2.35
All staff and students will increase their understanding and appreciation of cultural, social, emotional and economic differences.	4.55% 1	22.73% 5	40.91% 9	31.82% 7	22	3.00

Q6 GOAL #6 - Connected Learning - Please rate the following goals per the rating scale provided.

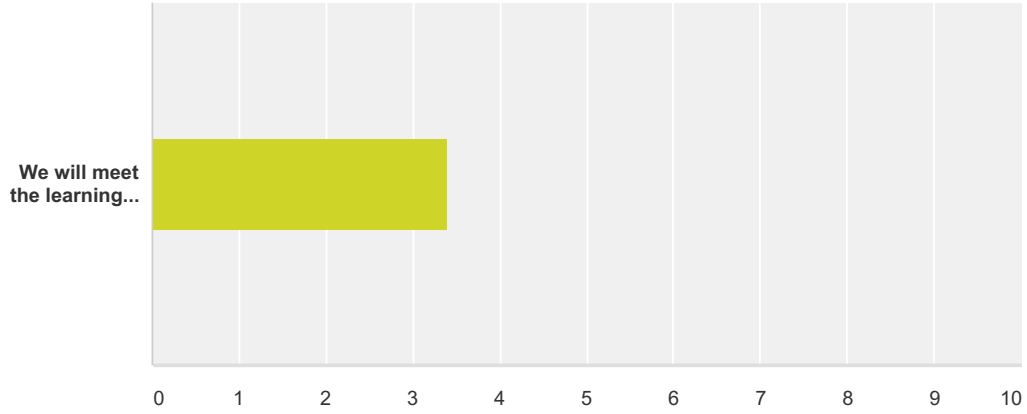
Answered: 22 Skipped: 0



	Does not improve student learning	Mildly improves student learning	Moderately improves student learning	Significantly improves student learning	Total	Weighted Average
We will increase the efficacy of connected learning.	0.00% 0	40.00% 8	45.00% 9	15.00% 3	20	2.75
We will increase educator and learner capacity in regards to connected learning.	5.00% 1	30.00% 6	55.00% 11	10.00% 2	20	2.70
We will increase the effectiveness of instructional technology to improve student learning.	0.00% 0	0.00% 0	31.82% 7	68.18% 15	22	3.68

Q7 GOAL #8 - Learning Needs of Diverse Student Body - Please rate the following goal per the rating scale provided.

Answered: 22 Skipped: 0



	Does not improve student learning	Mildly improves student learning	Moderately improves student learning	Significantly improves student learning	Total	Weighted Average
We will meet the learning needs of our diverse student body.	0.00% 0	13.64% 3	31.82% 7	54.55% 12	22	3.41