


Authorize Google Drive for Canvas:

*First be sure to Authorize your **Center Grove Google account** in order to view embedded Google Drive content in Canvas.

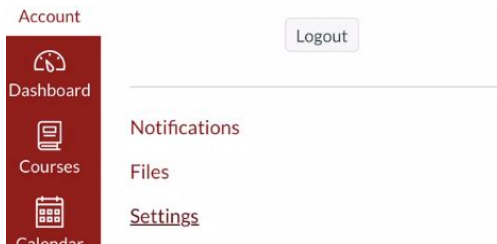
*Make sure that you are signed in to the browser with your **Center Grove account** and not a personal Google account.

While signed into Canvas:

1. Select Account profile



2. Select Settings



3. Under Web Services Select the Google Drive option

Web Services

Canvas can make your life a lot easier by tying itself in with the web tools you already use. Click any of the services in "Other Services" to see what we mean.

Let fellow course/group members see which services I've linked to my profile

Registered Services

Other Services

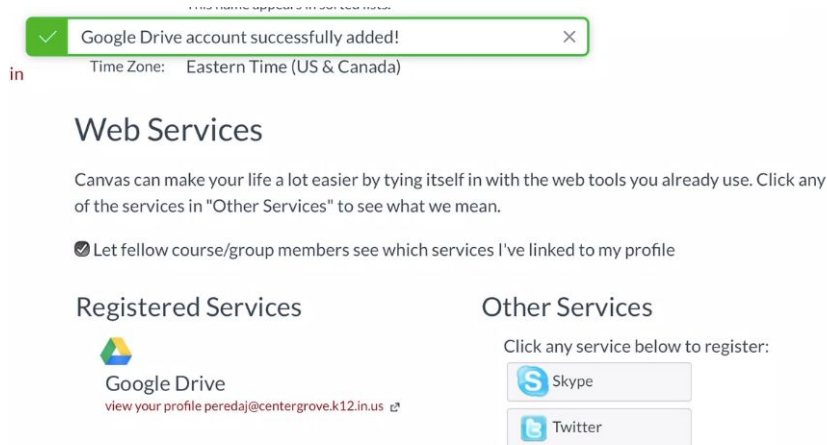
Click any service below to register:



4. You will be taken to the Google Login Page where you will sign in with your **Center Grove Google account**
5. Allow Canvas to Authorize Google Drive Access




- Next you will return to the Canvas settings page and under "Registered Services" you should see your Google Account

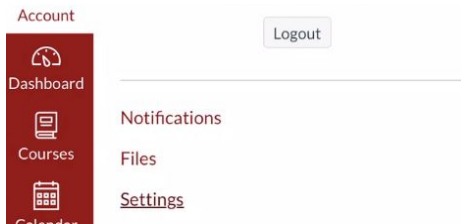


Re-Authorizing Google in Canvas:

- Click on the profile icon from the left menu



- Select Settings



- Under the Web Services > Registered Services you should see the Google Drive account associated with your Center Grove email.

Web Services

Canvas can make your life a lot easier by tying itself in with the web tools you already use. Click any of the services in "Other Services" to see what we mean.


Let fellow course/group members see which services I've linked to my profile


Registered Services



Other Services

Click any service below to register:



- Select the trashcan  icon to remove the registration

Registered Services



5. Re-Authroize by selecting the Google Drive option under Other Services

Web Services


Canvas can make your life a lot easier by tying itself in with the web tools you already use. Click any of the services in "Other Services" to see what we mean.

Let fellow course/group members see which services I've linked to my profile

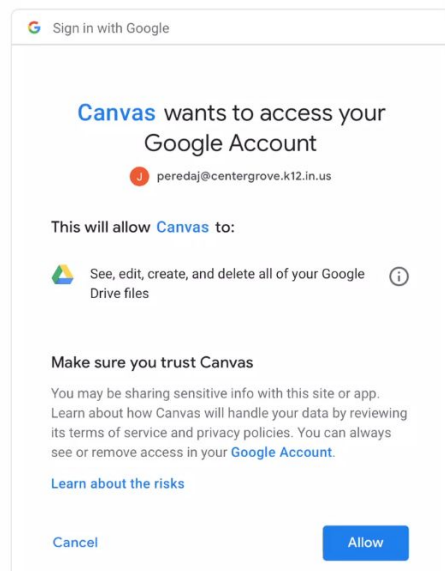
Registered Services

Other Services

Click any service below to register:




6. You will be taken to accounts.google.com page where you will choose or sign in with your **Center Grove Google account**
7. Select Allow on the prompts to authorize Canvas access to Google Drive



Troubleshooting Authorization Messages:

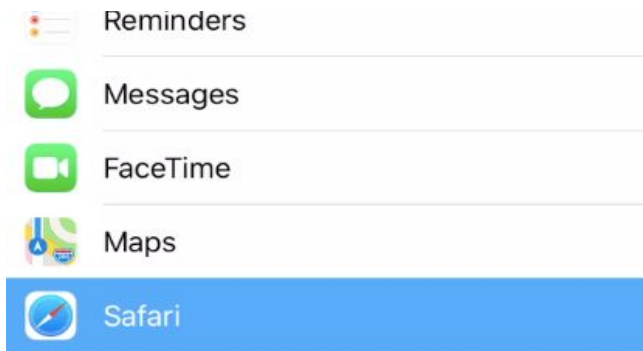
*Make sure that you are signed in to the browser with your Center Grove account and not a personal Google account

For iPads using the **Safari browser** you will need to disable a few settings in the safari browser.

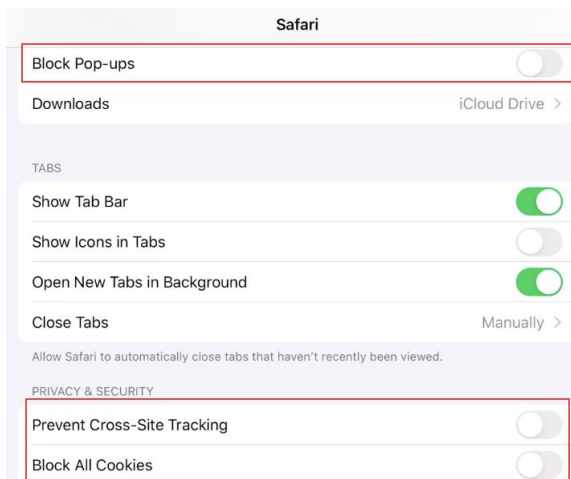


1. Go to Settings

2. From the left menu select "Safari"



3. On the right hand side scroll and toggle off the following settings



- a. Block Pop-ups
- b. Prevent Cross-Site Tracking
- c. Block All Cookies

After the above steps have been completed try accessing the content again. The Authorization page may briefly appear but should continue loading the content.